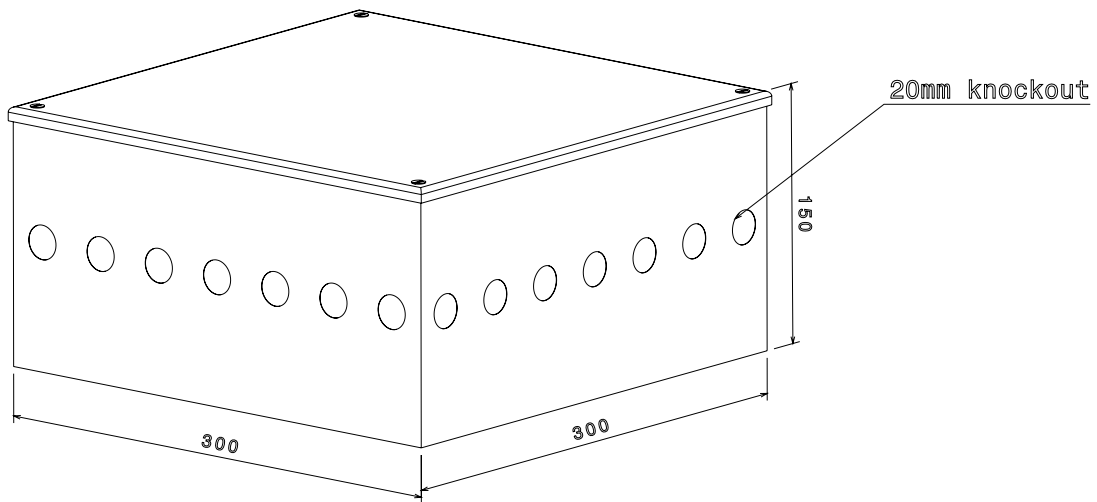
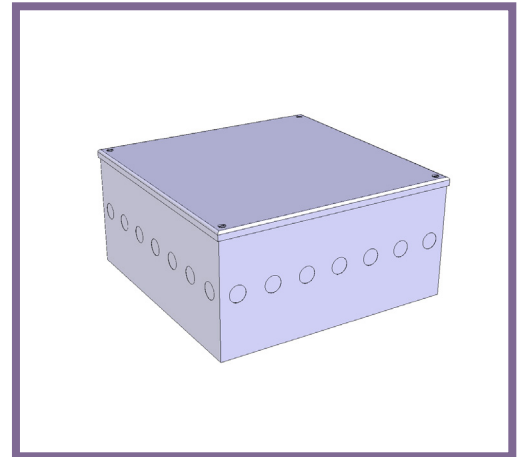


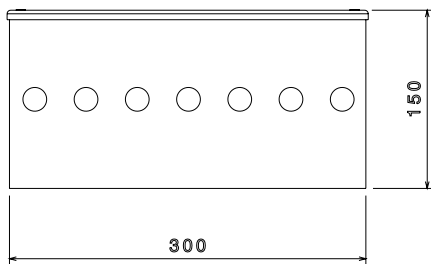


AB25G/K - ADAPTABLE BOX - KNOCK OUT

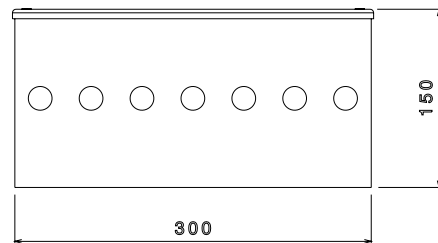
Description	AB25G/K - 300 x 300 x 150mm (12 x 12 x 6") Adaptable Box - Knock Out
Finish	Pre Galvanised Sheet Steel
Material	Galvanised Steel Sheet
Packaging	Supplied individually
Additional Notes	Comprises of Body, Flanged Cover and M5 x 10mm Lid Fixing Screws Knock outs - 7 x 20mm on each face Compliant To LU Standard 1-085 (For Use On Surface & Sub-Surface Locations)



Isometric view



Front view



Side view

All measurements in mm unless otherwise stated